

ON MY
way
to **K**!

Name: _____



Kindergarten with Mrs. Klinge and Mrs. Gowarty

Basics

In our classroom we want the children to learn all about the world and how it works. We do this by offering activities that encourage them. We read daily and have discussions about holidays, environments, seasons and cultures. The children will have hands on learning with Play-Doh, plants, walks outside to explore and cooking food for the seasons.

Independence

We also offer more formal learning and traditional school experiences than preschool. It's our job to help children become comfortable working in a classroom setting and to introduce some basic literacy and math-related skills. A large part of kindergarten is gaining experience at independence skills. The children are given different jobs each week. Daily they unpack themselves and are responsible for packing themselves up at the end of the day. This is something you can do at home to help expand their independence. Give them small jobs and help them to become more responsible.

Academics

Learning to read is a big part of Kindergarten. The children learn that letters and sounds go together to form words, and then how to put the words together to make sentences. Attached is a list of the sight words we work on through the year. We start slowly with 3 to 4 words a week. Practice these each week at home. Make flashcards or have them point to words in books or even on ads when driving to stores. By the end of the year the children should be reading and writing!

We are already counting every day! The calendar is a helpful tool to show our days, months and practice counting to 30. The first word they learn is day. MonDAY, TuesDAY etc. This helps them recognize the days of the week. We also start out listening to counting songs and practice writing our numbers. By the end of the year they should be counting to 100!

Kindergarten is a wonderful place for your children to GROW-

Thank you for choosing our classroom !

9151 Elys Ford Rd
Fredericksburg, VA 22407
(540) 786-2277

www.SaintPatrickSchoolVA.org

How to make sure your child loves to read...

Read, Read, Read! Read as much to your child as possible. Try different stories so that he/she may find a favorite type of book



Even if your child is not reading the correct words, praise them for attempting to read!

Let your child follow the words that you read with their finger.

Ask simple questions after a story has been read. (What was the story about? Who was in the story?)

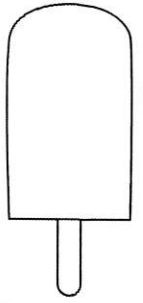
Don't force them to read words that are too hard. Help by modeling how to sound a word out.

Kindergarten Sight Words

(words we know without sounding them out)

the	a	is	it
see	I	we	go
to	look	at	in
and	of	you	he
was	for	on	are
as	with	his	my
be	by	or	all
that	they	this	have
from	not	one	had
me	can	she	do
make	but	your	said
on	how	if	like
out	what	when	up

SUMMER BINGO



Count to 10 out loud.	Tell me 3 words that rhyme with cat.	Find something that is shaped like a circle.	Count out 20 pennies.	Find 3 things that start with the /s/ sound.
Practice writing your name with a crayon.	Find 3 things that start with the /m/ sound.	Say the alphabet while laying on the floor.	Find something in your house shaped like a square.	Read a story before bed.
Find 3 things that are yellow.	Count out 20 pieces of cereal.	Draw a picture about your favorite vacation.	Tell me a word that rhymes with sun.	Practice writing your name with a marker.
Draw a picture of your favorite animal.	Practice writing your name with a pencil.	Read a story outside.	Make a list of things you would take to the pool.	Find something that starts with the /r/ sound.
Find something that is shaped like a rectangle.	Count to 20 out loud.	Find 3 things that are red.	Tell me 2 words that rhyme with hot.	Draw a picture of your family.

Practice identifying the letters by name and sound.

Aa



Bb



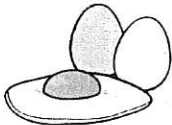
Cc




Dd



Ee



Ff



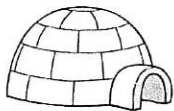
Gg




Hh



Ii



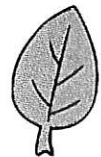
Jj



Kk



Ll



Mm



Nn



Oo



Pp




Qq



Rr



Ss



Tt



Uu



Vv



Ww



Xx



Yy



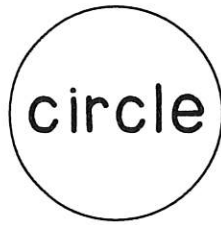
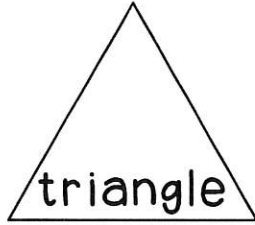



Zz



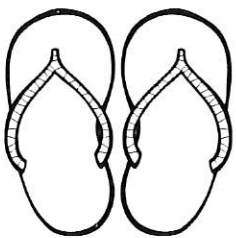



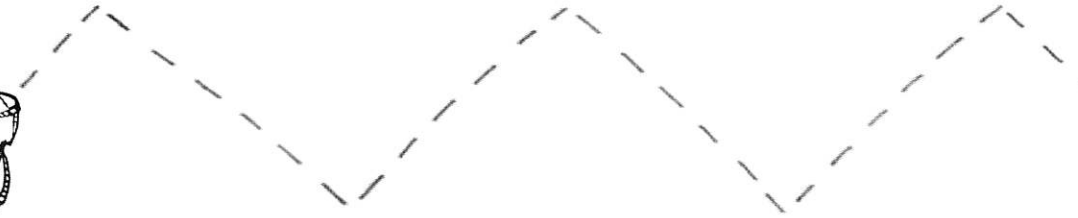
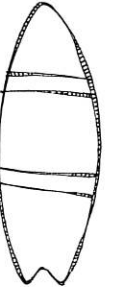

Name: _____

Trace & Color







Name: _____

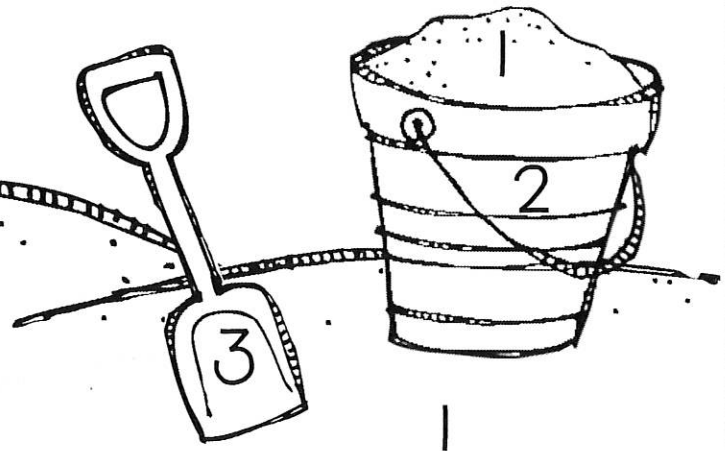
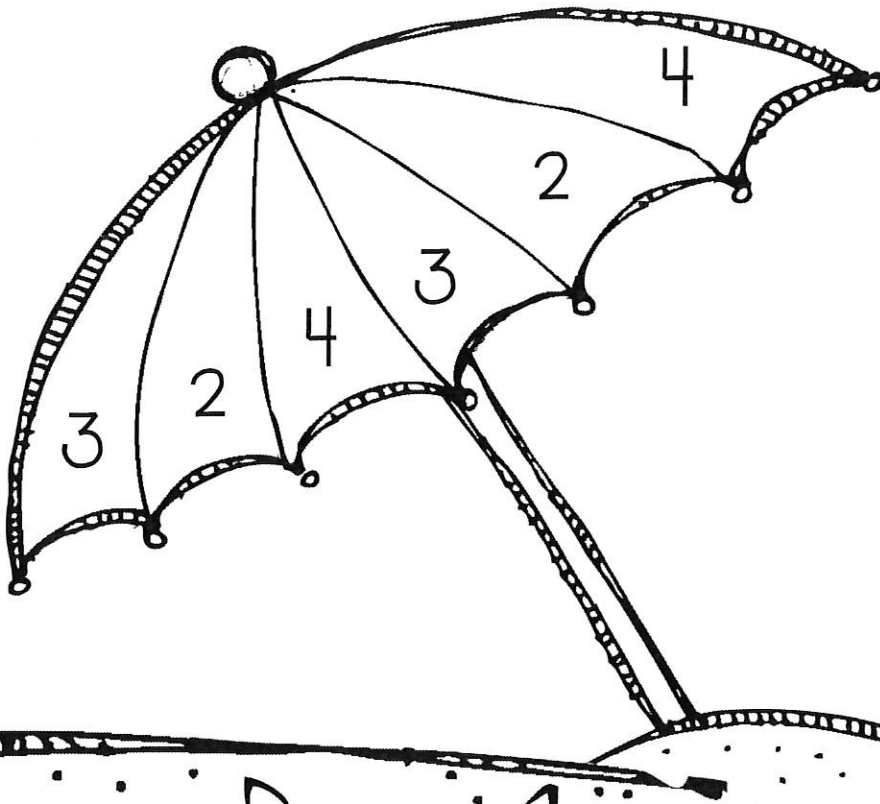

I Can Trace Lines!



Name: _____

Color By Number

- 1  YELLOW
- 2  GREEN
- 3  BLUE
- 4  RED



Name: _____

Color By Number

5



6




7



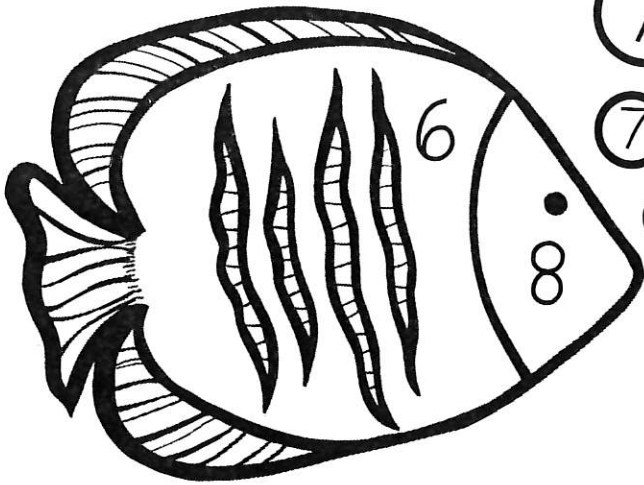
8



9



7



7

7

7


7

5



7

9



9

9

Directions: Practice writing your first name on each line



Handwriting practice lines consisting of solid top and bottom lines with a dashed middle line, repeated ten times for writing practice.